

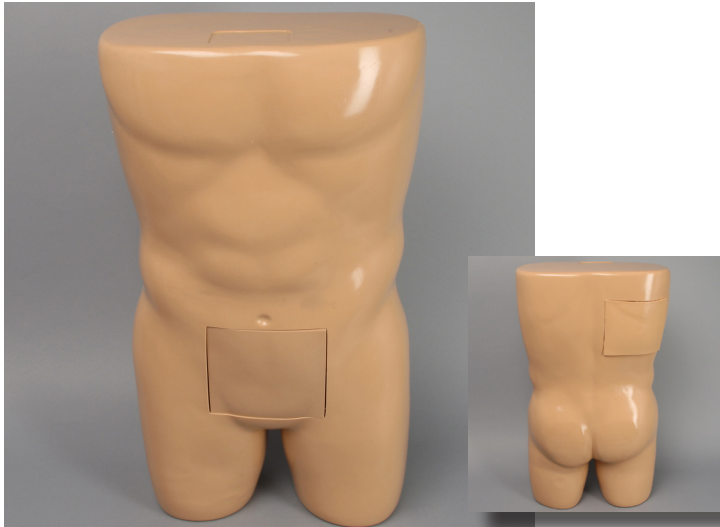
PARACENTESIS & THORACENTESIS PROCEDURE TRUNK

Thank you for purchasing the Sawbones trunk for paracentesis and thoracentesis procedures.

Paracentesis Replacement Insert #1513-36-2 and Thoracentesis Replacement Insert #1513-36-1 can be ordered separately.

#1513-36

SET-UP INSTRUCTIONS



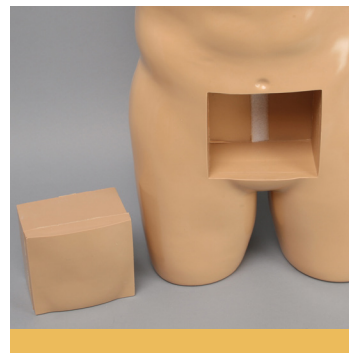
COMPONENTS

#1513-36 Paracentesis & Thoracentesis Procedure Trunk include:

- Soft tissue trunk
- Replaceable anterior and posterior inserts with fluid for extraction.

Paracentesis procedure

- The model has a self contained, self sealing water reservoir (14 x 15.5 cm) insert with a 500 cc fluid capacity.
- Model includes skin, fat layer, rectus abdominis muscles, uraclus and peritoneal cavity.
- Water reservoir comes filled with fluid.
- After removing fluid from reservoir, reverse the procedure to refill the insert from the syringe. *

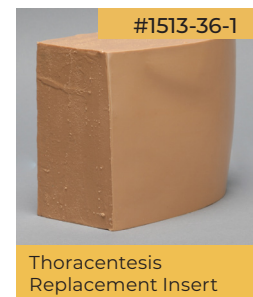



REPLACEMENT PARTS



Thoracentesis procedure

- The model has a self contained, self sealing water reservoir (14 x 15.5 cm) insert with a 400 cc fluid capacity.
- Model includes skin, fat, muscle, ribs, parietal pluera and lunch cavity (water reservoir).
- Water reservoir comes filled with fluid.
- After removing fluid from reservoir, reverse the procedure to refill the insert from the syringe. *



* The insert should be able withstand 40 to 50 sticks before needing to be replaced. Often times more, depending on the gauge of the needle.

